

Professional measurements by using the CMP-2000 Clamp Meter

Product features

- INRUSH function for measuring current drawn by an electrical device when first turned on
- True RMS AC voltage and current measurement for accurate and reliable readings of non-sinusoidal signals
- AC current measurement (TRUE RMS) up to 1500 A
- DC current measurement up to 2000 A
- AC voltage measurement (TRUE RMS) up to 750 V
- DC voltage measurement up to 1000 V
- resistance measurement up to 66 MΩ
- continuity test with acoustic signalling (beeper) for resistance below 30 Ω
- capacitance measurement up to 6,6 mF
- temperature measurement (Fahrenheit and Celsius)
- frequency measurement
- duty cycle measurement
- diode test





Overview

The Sonel CMP-2000 Clamp Meter is designed to work in high current rating up to 2000 A.

A special INRUSH function allows to measure the maximal instantaneous input current drawn by an electrical device when first turned on.

Measurements of large-diameter cables will not be a problem thanks to the 57 mm jaws. CMP-2000 is the best solution for professional electricians.





Special features

- double LCD to display more than one value at the same time
- safe, insulated measurement clamp
- automatic selection of measuring ranges
- HOLD function, allowing for freezing the result on the display
- backlit LCD
- Delta ZERO function, relative measurement mode for direct current - capability of zeroing the instrument at any time and returning to measurement in absolute mode
- holding of minimum and maximum values
- indication of range overflow
- automatic power down after 30 minutes



Facilitating the measurements

The AC-16 adapter expands the application of the clamp meter. With the ratio x1 and x10, 230 V AC of voltage and max 16 A of current, the adapter can be applied with any type of clamp meter.

DC current measurement

Range	Resolution	Accuracy
0.0...659.9 A	0.1 A	±(2.0% m.v. + 5 digits)
660...2000 A	1 A	±(3.0% m.v. + 5 digits) for 660...1000 A ±(5.0% m.v. + 5 digits) for 1000...2000 A

AC current measurement (TRUE RMS)

Range	Resolution	Accuracy
0.0...659.9 A	0.1 A	±(2.0% m.v. + 10 digits) for 50...60 Hz ±(3.0% m.v. + 10 digits) for 61...400 Hz
660...1500 A	1 A	±(2.5% m.v. + 10 digits) for 50...60 Hz and 660...1000 A ±(3.5% m.v. + 10 digits) for 61...400 Hz and 660...1000 A ±(5.0% m.v. + 10 digits) for 50...400 Hz and 1000...1500 A

DC voltage measurement

Range	Resolution	Accuracy
0.000...6.599 V	0.001 V	±(0.5% m.v. + 2 digits)
6.60...65.99 V	0.01 V	
66.0...659.9 V	0.1 V	
660...1000 V	1 V	

AC voltage measurement

Range	Resolution	Accuracy
0.000...6.599 V	0.001 V	±(1.5% m.v. + 8 digits) for 50...500 Hz
6.60...65.99 V	0.01 V	
66.0...659.9 V	0.1 V	
660...750 V	1 V	

Resistance measurement

Range	Resolution	Accuracy
0.0...659.9 Ω	0.1 Ω	±(1.0% m.v. + 5 digits)
0.660...6.599 kΩ	0.001 kΩ	
6.60...65.99 kΩ	0.01 kΩ	
66.0...659.9 kΩ	0.1 kΩ	
0.660...6.599 MΩ	0.001 MΩ	±(2.0% m.v. + 5 digits)
6.60...66.00 MΩ	0.01 MΩ	±(3.5% m.v. + 5 digits)

Capacitance measurement

Range	Resolution	Accuracy
0.0...6.599 nF	0.001 nF	±(3.0% m.v. + 30 digits)
6.60...65.99 nF	0.01 nF	±(3.0% m.v. + 10 digits)
66.0...659.9 nF	0.1 nF	±(3.0% m.v. + 30 digits)
6.660...6.599 μF	0.001 μF	±(3.0% m.v. + 10 digits)
6.60...65.99 μF	0.01 μF	
66.0...659.9 μF	0.1 μF	
0.660...6.599 mF	0.001 mF	±(5% m.v. + 10 digits)

Duty cycle measurement

Range	Resolution	Pulse width	Accuracy
5...95%	0.1%	>10 μs	±(3.0% m.v. + 30 digits)

- frequency range: 5%...95% (40 Hz...20 kHz)

Frequency measurement

Range	Resolution	Accuracy
10.00...65.99 Hz	0.01 Hz	±(0.1% m.v. + 5 digits)
66.0...659.9 Hz	0.1 Hz	
0.660...6.599 kHz	0.001 kHz	
6.60...65.99 kHz	0.01 kHz	
66.0...659.9 kHz	0.1 kHz	
0.660...1.000 MHz	0.001 MHz	


Abbreviation „m.v.“ used in the specification of measurement means a measured value.

Technical specification

power supply of the meter	9 V battery, type 6LR61
display	readout of 6600 readings 66-segment bargraph display backlit LCD
continuity test	threshold 30 Ω
diode test	I = 0.8 mA
indication of range overflow	'OL' symbol is displayed
input impedance	approx. 10 M Ω
capability of opening clamp	cable \varnothing 57 mm (2¼") busbar 70 mm x 18 mm (2.8" x 0.7")
auto-off timeout	30 minutes
dimensions	281 mm x 108 mm x 53 mm 11.1" x 4.3" x 2.1"
weight	570 g (1.2 lbs)
compliance with standards	EN 61010-1 EN 61010-2-032

Nominal operating conditions

operating temperature range	0...50°C (32...122°F) at humidity <70%
storage temperature	-20...+60°C (-4...140°F) at humidity <80%
operating altitude	max. 2,000 m (7,000 ft)



Standard accessories



Test lead with probe for CMM/CMP (set)

WAPRZCMP1



Type K temperature probe

WASONTEMK



Standard carrying case



6LR61 9 V battery

Optional accessories




AC-16 line splitter (faciliates current measurements)

WAADAAC16



M13 carrying case

WAFUTM13



Temperature measurement

probe (K-type, bayonet)
WASONTEMP

probe (K-type, metal)
WASONTEMK2



Set of test leads

CAT IV, S
WAPRZCMM1

CAT IV, M
WAPRZCMM2



Crocodile clip mini, 1 kV 10 A (set)

WAKROKPL10MINI